

---

## Harmonic Filter DAPC-Panel 60 (Diesel Generator at 750KVA Set) RFI Test Report

---

SSK/PAR/SBB/VS

Following are the test result of RF Isolation measurement done at Harmonic Filter DAPC-Panel 60 (Diesel Generator at 750KVA Set) on 18<sup>th</sup> January 2011.

### Test Procedure:

1. Frequency Bands 0-500MHz, 500-1000MHz, 1000-2000MHz, 0-2000MHz observed when all equipment power OFF accepting G.M.R.T. main transformer and other observation taken in above mentioned Frequency Bands when Harmonic Filter DAPC-Panel 60 in power ON condition.



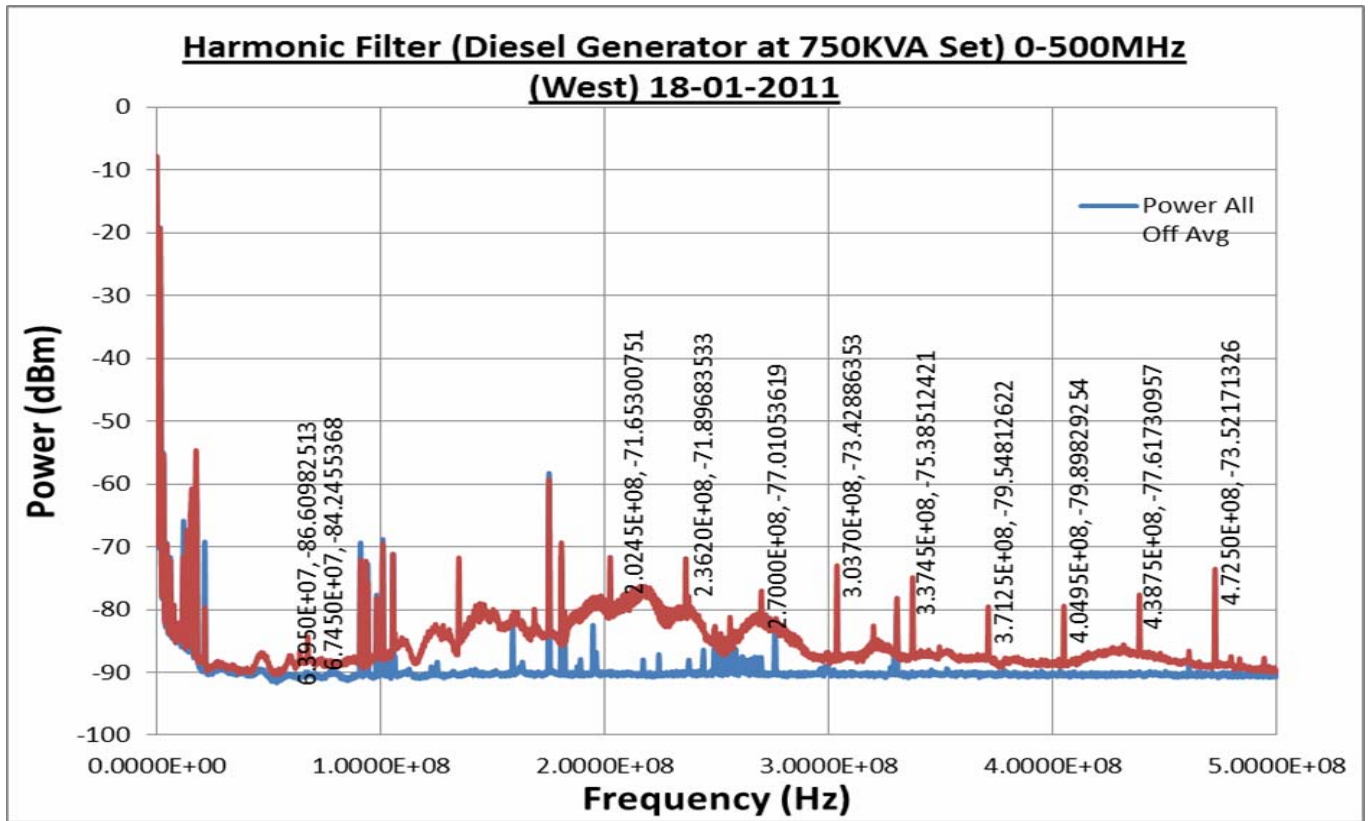
*Harmonic Filter DAPC-Panel 60 (Diesel Generator at 750KVA Set)*

2. Received frequency were measured on R&S Spectrum Analyzer, Log Periodic Antenna used for receiving frequency at 6m distance and East side from Harmonic Filter in horizontal polarization. Amplifier of 20dB gain used in between Spectrum Analyzer and Log Periodic Antenna.

### Test Result:

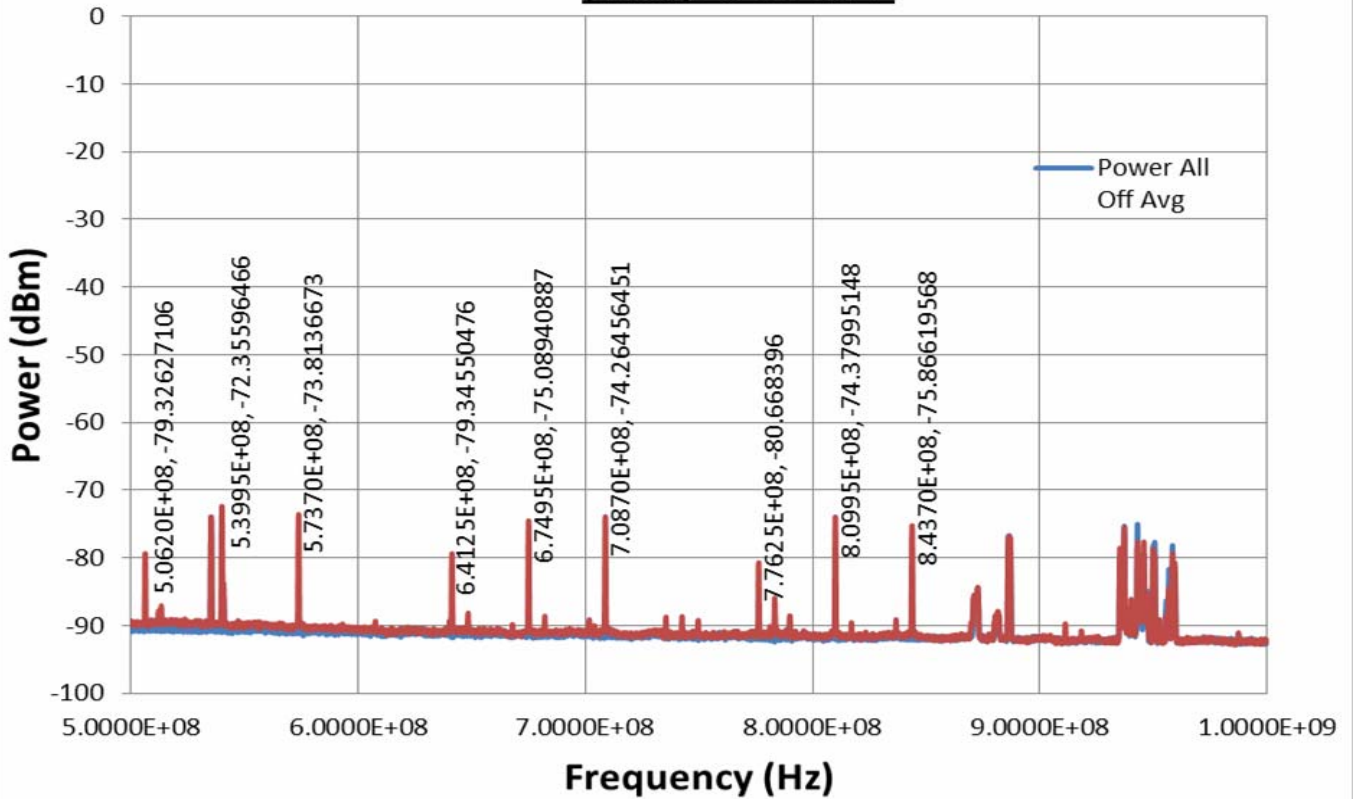
- There is a noise floor of around 3 dB to 12 dB rise from 50 MHz – 500 MHz.
- Discrete frequency lines from 50 MHz to 1080 MHz of power level -90 dBm to -72 dBm.

**RF Isolation Measurement plot:**

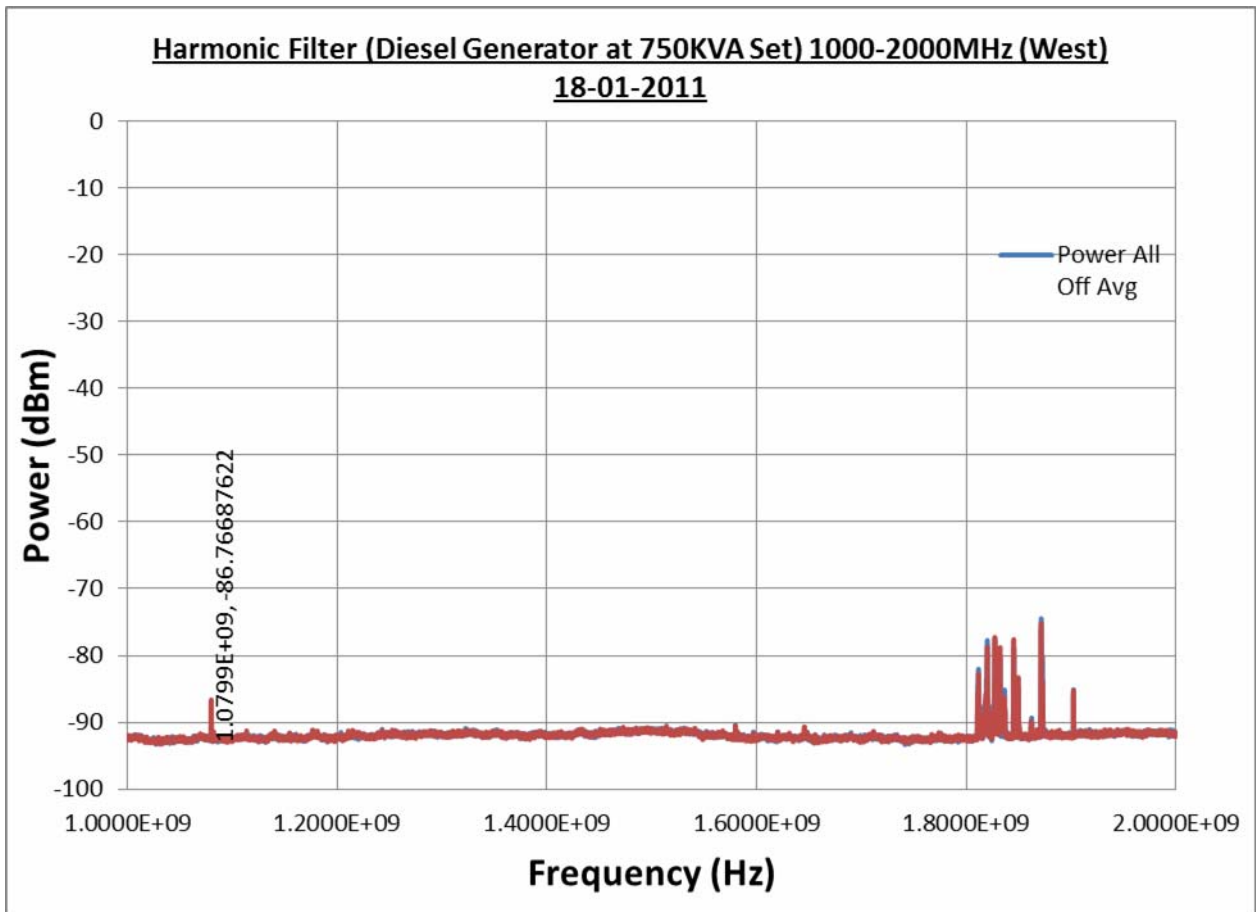


**Remark** :- After power ON condition of Harmonic Filter, 0-500MHz Frequency Band shows so many discrete lines which are equally spaced of 34MHz.

**Harmonic Filter (Diesel Generator at 750KVA Set) 500-1000MHz  
(West) 18-01-2011**



**Remark** :- After power ON condition of Harmonic Filter, 500-1000MHz Frequency Band shows discrete lines but it is in some specific pattern which are equally spaced of 34MHz. There are three sub bands which having 68MHz space in between them.



**Remark** :- After power ON condition of Harmonic Filter, 1000-2000MHz Frequency Band shows only one discrete lines on 1079.9MHz